

Lot	Tag	Docility	Front claw	Rear claw	Front foot angle	Rear foot angle	Rear legs side	Rear legs hind	Front legs front view	Sheath and navel
44	Q162	1.5	5	6	5	6	5	4	5	4
45	Q269	1.5	6	4	6	6	5	4	5	5
46	Q371	1.5	6	4	5	5	5	6	5	5
47	Q321	1	6	6	6	6	5	5	5	5
48	Q304	1.5	6	5	6	6	4	5	5	5
49	Q288	1	5	5	5	5	5	5	5	5
50	Q406	1.5	6	6	6	6	5	4	5	5
51	Q237	1	6	6	6	6	5	5	5	3
52	Q316	1.5	6	5	5	5	5	5	5	5
53	Q125	2	6	5	5	6	5	6	5	5
54	Q280	1	6	5	5	5	5	5	4	4
55	Q313	2	6	6	5	6	5	6	5	4
56	Q525	1	7	6	6	6	5	5	5	5
57	Q320	1	5	5	5	5	5	5	5	4
58	Q347	1.5	5	5	5	5	5	5	5	5
59	Q382	1.5	6	5	5	6	5	5	5	5
60	Q366	1	6	6	6	5	5	5	5	3
61	Q123	1.5	6	6	6	6	5	6	5	3
62	Q303	1	7	6	6	6	5	4	5	5
63	Q266	1	6	5	5	5	5	5	5	5
64	Q394	1.5	4	5	5	5	5	5	5	5
65	Q210	1	5	5	5	6	5	5	4	5
66	Q464	1.5	5	4	6	6	5	5	5	5
67	Q334	1	7	5	6	6	5	5	4	4
68	Q317	2	6	4	5	6	5	6	5	5
69	Q468	4	6	4	6	6	5	5	5	4
70	Q267	2	7	4	6	6	5	5	5	5
71	Q500	1.5	6	6	6	6	4	6	5	4
72	Q520	1.5	6	4	6	5	4	6	5	4
73	Q255	1.5	5	6	5	6	5	5	5	5
74	Q309	1	7	4	6	7	5	4	5	4
76	Q326	2	7	6	6	6	4	5	5	5
77	Q504	1	6	5	6	6	5	5	5	5
78	Q471	1	6	6	5	6	5	5	5	5
79	Q184	1	7	6	6	6	5	5	5	5
Keep	Q178	2	6	6	5	6	5	4	5	5
Keep	Q250	1	6	4	5	6	5	5	5	5










BEEF-CLASS STRUCTURAL ASSESSMENT GUIDE

How to do Beef-Class Structural Assessments

For docility – 1 is Ideal (Docile), 3 is less ideal (restless) and 5 is aggressive. (Scores of 1 and 2 are preferred).

For traits scored 1-9:

- 4 and 6 show slight variation from ideal but this includes most animals. Any animal scoring 4 and 6 would be acceptable in any breeding program.
- 3 and 7 shows greater variation, but would be acceptable in most commercial breeding programs, but seed stock producers should be wary.
- 2 and 8 are low scoring animals and should be looked at closely before purchasing.
- 1 and 9 should not be catalogued and are considered culls.

Trait	Key	Scoring Range	
Docility	D	① 2 3 4 ⑤	1. Docile 3. Restless 5. Aggressive
Front Feet Claw Set Rear Feet Claw Set	FC RC	 1 2 3 4 5 6 7 8 9	1. Open/Divergent 5. Good 9. Scissor Claw
Front Feet Angle Rear Feet Angle	FA RA	 1 2 3 4 5 6 7 8 9	1. Stubbed Toe 5. Good 9. Shallow Heel
Rear Legs Side View	RS	 1 2 3 4 5 6 7 8 9	1. Straight 5. Good 9. Sickle Hocked
Rear Legs Hind View	RH	 1 2 3 4 5 6 7 8 9	1. Bow Legged 5. Good 9. Cow Hocked
Front Legs Front View	FF	 1 2 3 4 5 6 7 8 9	1. Bow Legged 5. Good 9. Knocked Knee
Udder Evenness	UE	1 2 3 4 5 6 7 8 9	1. Dropped Fore Qtr. 5. Good Balance 9. Dropped Rear Qtr.
Teat Size and Shape	TZ	 1 2 3 4 5 6 7 8 9	1. Very Small/Thin 5. Good 9. Very Large/Bulbous
Sheath & Navel Score	SN	 ① 2 3 4 ⑤	1. Pendulous 3. Good 5. Clean/Tight
Capacity	CP	 ① 2 3 4 ⑤	1. Lacking Capacity 3. Medium 5. Large Volume
Muscle Score	LM	 A B C D E	A. Very Heavy C. Medium E. Light